



Analyse IRC 2023

1 Inleiding

Een belangrijke dataset binnen WIWB is het Internationaal Radar Composiet (IRC) van het KNMI. Deze wordt geleverd in drie varianten met een verschillende mate van correctie met weerstations. In dit memo analyseren we de uurljke rasters van het optimaal gecorrigeerde product: de Final Reanalysis. Dit doen we door een aantal statistieken te presenteren zoals de jaarsom, maximale dagsom, het aantal droge dagen en het aantal uren waarop valide data ontbreekt. Deze presenteren we in de vorm van ruimtelijke gemiddelden (paragraaf 2) en in de vorm van kaarten (paragraaf 3). Vervolgens presenteren we de statistieken over de cellen per dag (paragraaf 4) en inventariseren we voor een aantal drempelwaarden het aantal overschrijdingen daarvan in paragraaf 5. Tot slot beschrijven we enkele conclusies in paragraaf 6.

2 Kentallen

Uit de rasters van dagelijkse neerslagsommen zijn gemiddelde, maximum en standaardafwijking bepaald. Ook zijn voor een aantal drempels het aantal pixels dat die drempels overschrijden bepaald als fractie van het totaal aantal pixels in Nederland. Per dag zijn deze waarden te vinden in paragrafen 4 en 5. Gemiddeld over de tijd zijn ze als volgt:

- Gemiddelde (ruimtelijk) jaarsom: 1148.78 mm.
- Maximale (ruimtelijk) jaarsom: 1481.38 mm.
- Gemiddelde (ruimtelijk en temporeel) dagsom: 1.16 mm/d.
- Maximale (ruimtelijk en temporeel) dagsom: 295.58 mm/d.
- Gemiddelde ruimtelijke standaardafwijking van de dagsom: 2.06 mm/d.
- Totaal aantal missende uren, dat wil zeggen uren waarvoor de waarde -999.0 voorkomt, (ruimtelijk gemiddeld): 105

Table 1: Aantal pixels met overschrijding van drempelwaarden (in mm/d), ook als percentage t.o.v. totaal aantal pixel in NL.

Drempel	Aantal	Percentage
0.1	2.011121e+04	55.9857774
0.5	1.546198e+04	43.0431994
1.0	1.197128e+04	33.3257675
2.0	7.121164e+03	19.8239641
5.0	1.483205e+03	4.1289613
10.0	2.380795e+02	0.6627678
25.0	2.416438e+01	0.0672690
50.0	9.095890e-01	0.0025321

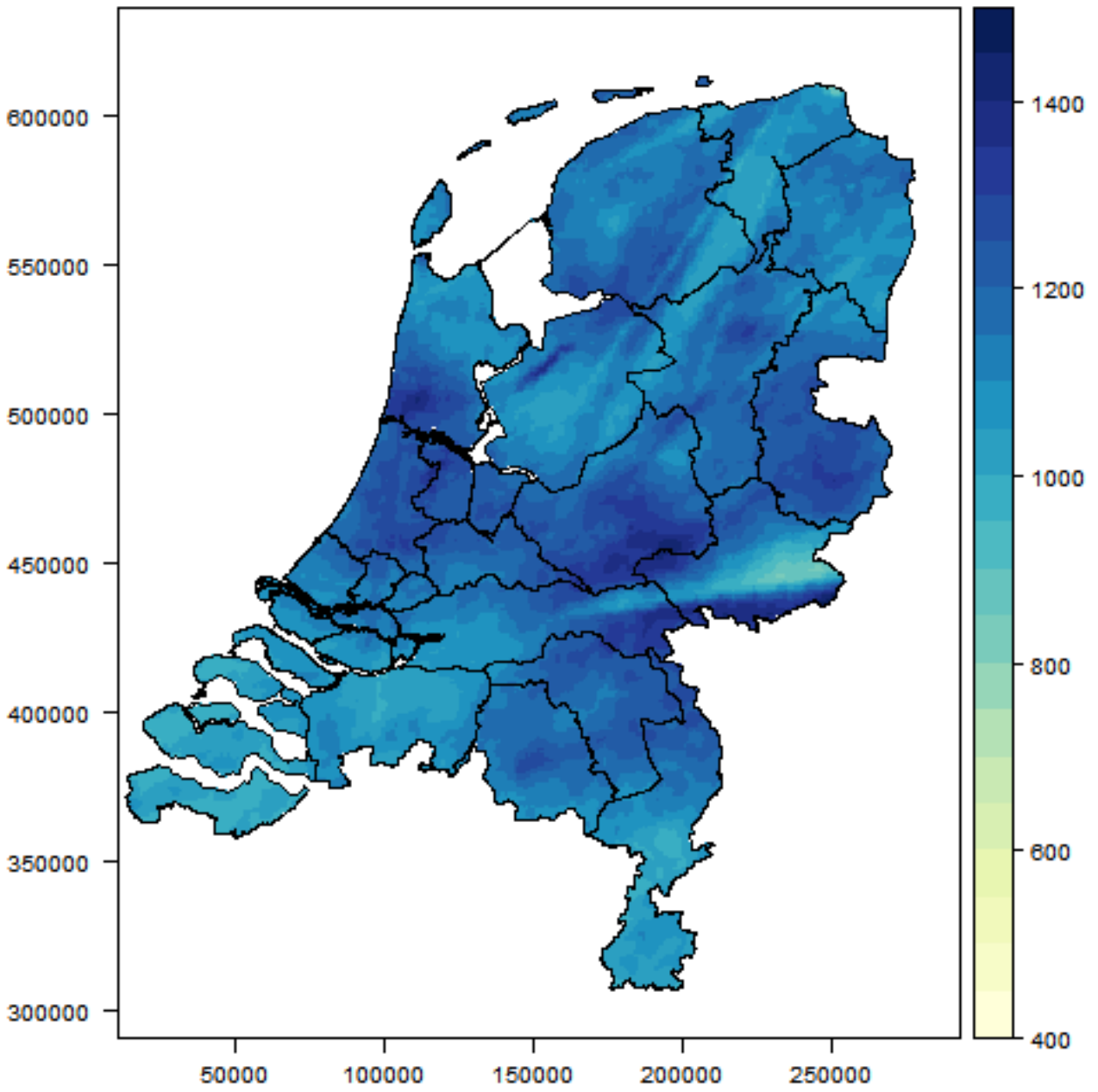
Table 1: Aantal pixels met overschrijding van drempelwaarden (in mm/d), ook als percentage t.o.v. totaal aantal pixel in NL. (*continued*)

Drempel	Aantal	Percentage
75.0	3.726027e-01	0.0010373
100.0	2.054795e-01	0.0005720

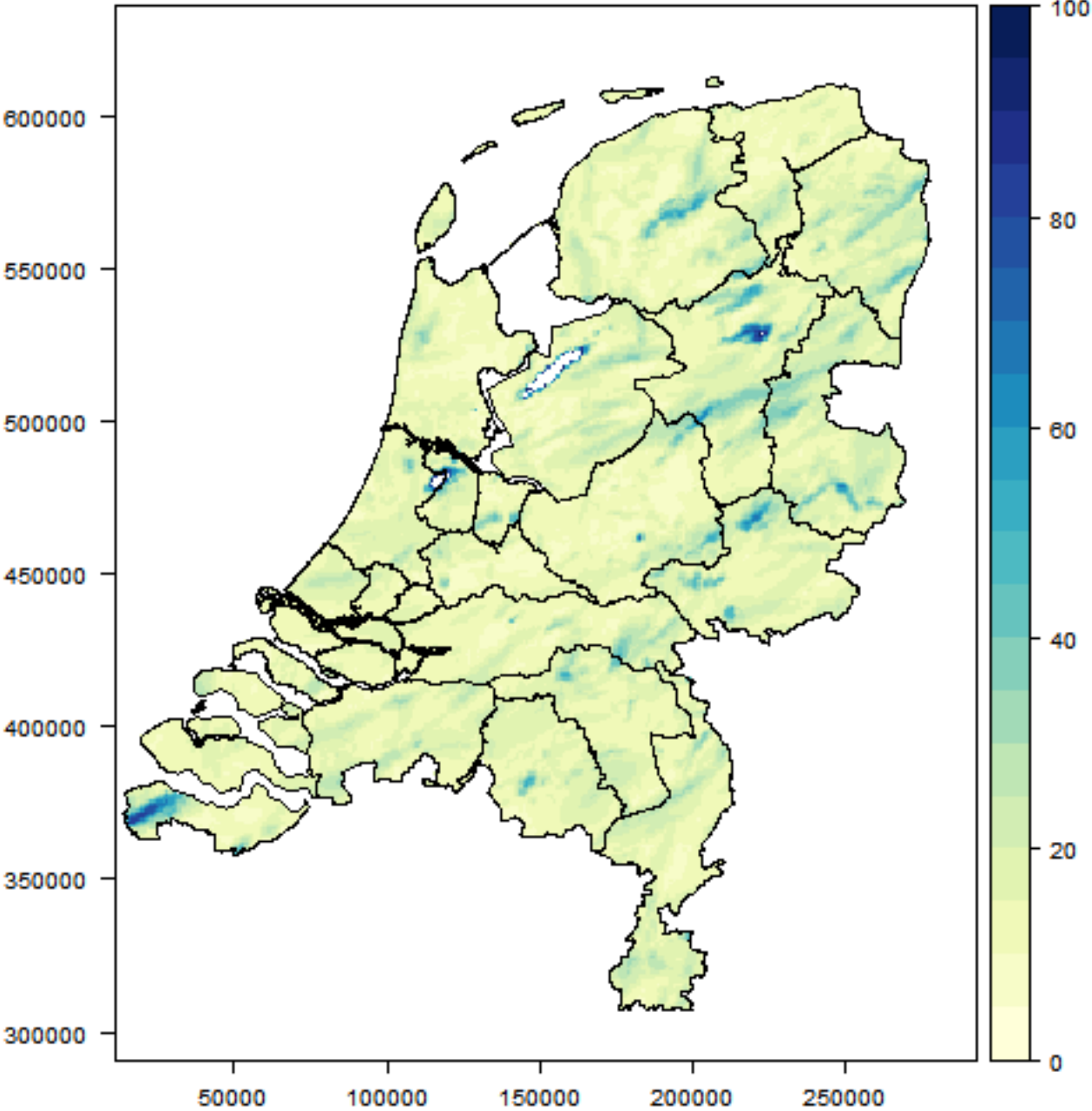
3 Kaarten met de jaarlijkse samenvatting

- Jaarsom (Figuur 1)
- Maximale dagsom (Figuur 2)
- Aantal droge dagen (<0.1 mm/d; Figuur 3)
- Aantal missende uurwaarden; Figuur 4)

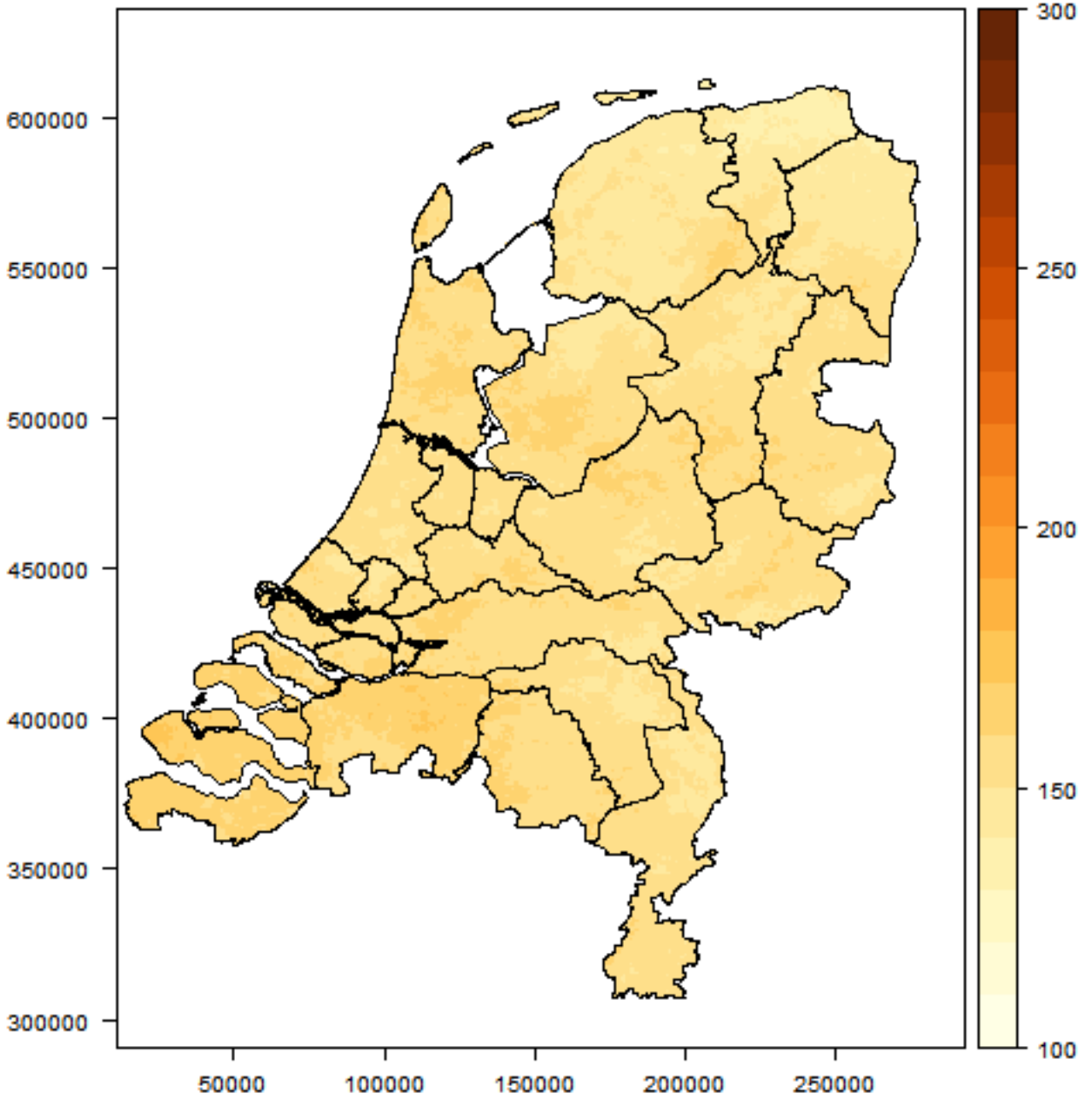
Jaarsom [mm]



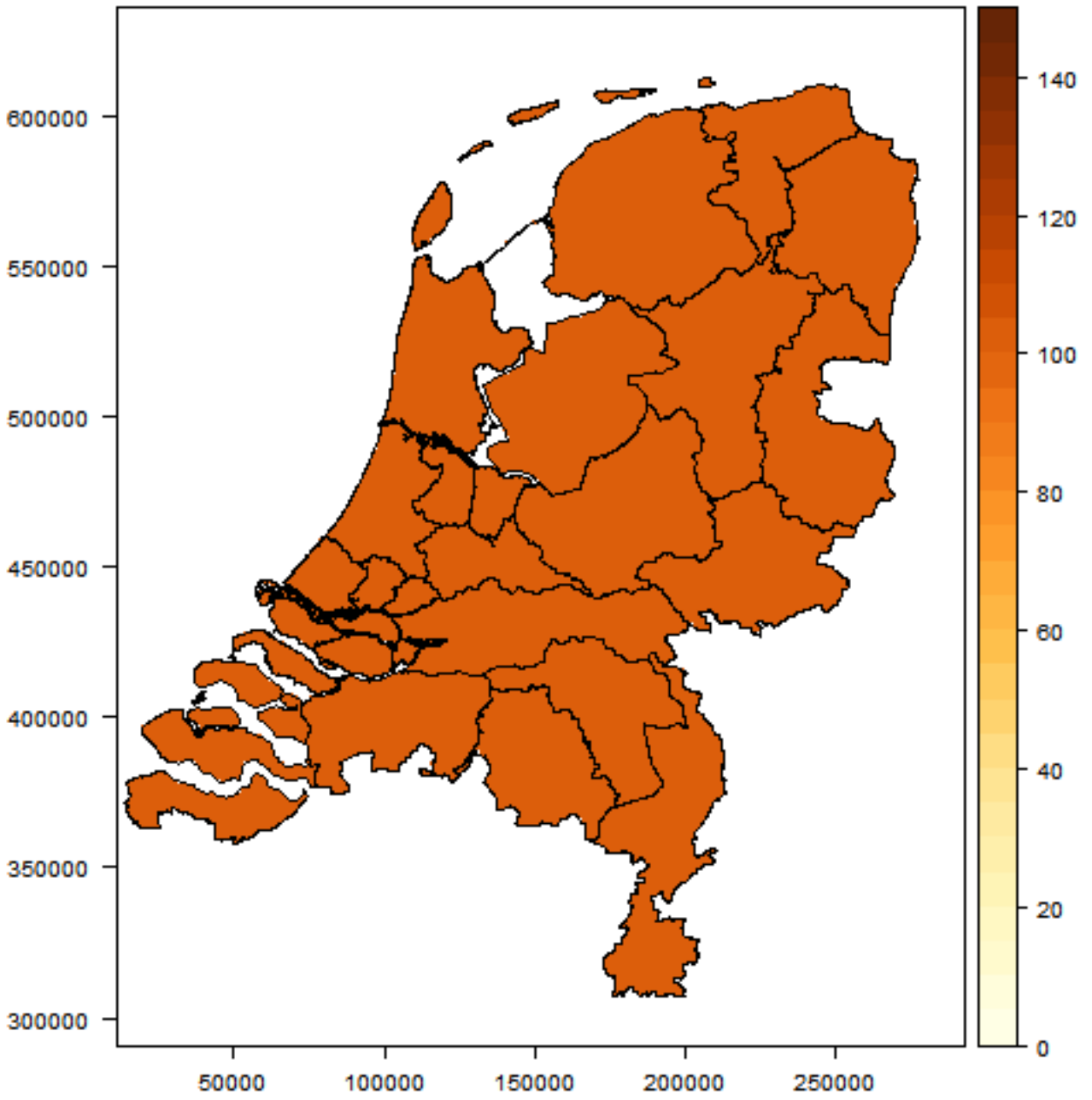
Maximale dagsom [mm/d]



Aantal droge dagen [-]



Aantal missende uren [-]



4 Ruimtelijke statistieken per dag

Uit de rasters van dagelijkse neerslagsommen zijn gemiddelde, maximum en standaardafwijking van de dagsommen bepaald.

Table 2: Ruimtelijk gemiddelde, maximum en standaardafwijking van de dagsom (in mm/d).

Datum	Gemiddelde	Maximum	Standaardafwijking
2023-01-01	2.2122192	18.2418339	3.0600400
2023-01-02	1.3649302	12.8295151	2.2216159
2023-01-03	0.4179427	14.0174510	0.9705417
2023-01-04	4.8590009	38.5462460	7.7006805
2023-01-05	0.1374715	52.2978979	0.4479730
2023-01-06	0.8080124	27.5061775	1.2521200
2023-01-07	0.5835732	6.3046912	0.9157325
2023-01-08	0.7421973	42.0094344	1.3279770
2023-01-09	1.5450505	29.0101069	2.6274904
2023-01-10	1.5715148	10.8120194	2.2342841
2023-01-11	2.6880839	18.2034030	3.9453909
2023-01-12	9.3214726	54.7387597	13.8357069
2023-01-13	1.1896470	14.4041918	2.2301752
2023-01-14	5.2273281	25.1849315	7.0189749
2023-01-15	1.3863030	21.6578605	2.6741165
2023-01-16	3.9272303	40.0446514	5.9547295
2023-01-17	0.5191464	5.2474984	0.8849219
2023-01-18	1.2340565	11.6017963	2.5631197
2023-01-19	2.0112245	19.2952927	3.3649752
2023-01-20	1.3256568	21.4182246	3.5100910
2023-01-21	0.0042966	1.0175592	0.0355332
2023-01-22	0.0136462	2.3188266	0.1303433
2023-01-23	0.0029589	3.2118322	0.0554908
2023-01-24	0.0000155	0.1546870	0.0011188
2023-01-25	0.3083639	8.4911549	0.9472897
2023-01-26	0.4172736	7.1732692	0.9274150
2023-01-27	0.0001824	0.3057750	0.0046610
2023-01-28	0.0073537	2.5353047	0.0841420
2023-01-29	0.0110259	3.5051862	0.0903522
2023-01-30	0.6673387	8.7280407	1.1687511
2023-01-31	0.0860118	8.9495505	0.2820967
2023-02-01	0.8354575	21.8242281	2.2855453
2023-02-02	1.6164439	14.5993201	2.8607124
2023-02-03	0.1832451	4.3867801	0.4646803
2023-02-04	0.1421231	5.8165646	0.4301167
2023-02-05	0.7171348	6.1635912	1.1155084
2023-02-06	0.0039796	0.5320334	0.0323870
2023-02-07	0.0000049	0.1045372	0.0005671
2023-02-08	0.0001330	1.3102346	0.0088943
2023-02-09	0.0038124	2.5939113	0.0631120
2023-02-10	0.0216761	4.5423771	0.0690288
2023-02-11	0.0000000	0.0000000	0.0000000
2023-02-12	0.0000000	0.0000000	0.0000000

Table 2: Ruimtelijk gemiddelde, maximum en standaardafwijking van de dagsom (in mm/d). (*continued*)

Datum	Gemiddelde	Maximum	Standaardafwijking
2023-02-13	0.0000011	0.0176518	0.0001078
2023-02-14	0.0000008	0.0234257	0.0001174
2023-02-15	0.0001184	0.6538353	0.0047702
2023-02-16	0.6744504	4.8425224	0.9925500
2023-02-17	0.0516422	1.1261932	0.1080298
2023-02-18	1.4367505	18.7880172	2.7368199
2023-02-19	0.6886462	12.0813334	1.4141471
2023-02-20	0.0010559	1.0320529	0.0216295
2023-02-21	0.0000112	0.7932276	0.0025827
2023-02-22	0.4961113	11.4274876	1.0900297
2023-02-23	0.3342391	6.5295438	0.7601841
2023-02-24	1.3739340	9.8564635	2.1496083
2023-02-25	0.2034739	5.2094823	0.4924090
2023-02-26	0.0015855	0.4104196	0.0147053
2023-02-27	0.0010284	0.6382844	0.0133586
2023-02-28	0.2411898	10.3844882	0.7333274
2023-03-01	0.0000043	0.0492009	0.0002972
2023-03-02	0.0000000	0.0000000	0.0000000
2023-03-03	0.0000000	0.0000000	0.0000000
2023-03-04	0.0858807	5.1421489	0.3025575
2023-03-05	0.4229021	10.7098954	1.0766076
2023-03-06	1.8589265	17.8569978	3.0234237
2023-03-07	2.6628117	24.2028445	4.7427675
2023-03-08	1.4014839	17.6110244	3.1345085
2023-03-09	4.5443043	30.2226146	6.9545420
2023-03-10	5.5934985	31.3534161	7.8429704
2023-03-11	0.0379217	1.4356152	0.0953951
2023-03-12	0.6460283	6.3644884	1.0486013
2023-03-13	0.9903659	6.9331429	1.5114031
2023-03-14	2.6775236	16.2050172	3.6776615
2023-03-15	0.3083769	7.0910406	0.8188775
2023-03-16	0.2165110	2.1848062	0.3469523
2023-03-17	0.0645569	4.1239190	0.1864838
2023-03-18	0.8333874	10.1695032	1.3801893
2023-03-19	0.1325634	3.7771626	0.3231972
2023-03-20	0.5276018	9.8051748	1.0628763
2023-03-21	1.0038837	14.1303910	1.6122593
2023-03-22	1.8334133	19.6201849	3.1307566
2023-03-23	2.5328495	18.3209415	3.6247506
2023-03-24	1.4161641	13.4972351	2.2251680
2023-03-25	2.0245152	20.5918575	3.2690097
2023-03-26	1.2315562	19.3768934	3.0371987
2023-03-27	0.4389643	5.5435023	0.6880341
2023-03-28	0.2875701	3.0886407	0.4535902
2023-03-29	0.1312638	3.7721253	0.3376301
2023-03-30	0.3709064	14.0034888	1.1298413
2023-03-31	5.3129880	29.6131394	7.5254583
2023-04-01	3.1844870	39.0905294	5.3634018

Table 2: Ruimtelijk gemiddelde, maximum en standaardafwijking van de dagsom (in mm/d). (*continued*)

Datum	Gemiddelde	Maximum	Standaardafwijking
2023-04-02	0.0054188	0.8272111	0.0417487
2023-04-03	0.0000000	0.0000000	0.0000000
2023-04-04	0.0000000	0.0000000	0.0000000
2023-04-05	0.0000241	0.1501370	0.0011989
2023-04-06	2.5869437	20.2911718	3.9089578
2023-04-07	0.1955712	23.7539500	0.9484900
2023-04-08	0.0025211	1.3423319	0.0318915
2023-04-09	0.0000004	0.0137297	0.0000680
2023-04-10	2.4871764	14.3324328	3.5501848
2023-04-11	0.4429876	8.4314447	0.9098492
2023-04-12	3.7432658	17.3131764	5.0658537
2023-04-13	1.3633402	9.9447842	2.0509050
2023-04-14	0.0105987	0.5867769	0.0383605
2023-04-15	0.0912474	2.2489404	0.2391467
2023-04-16	0.0426528	5.8121536	0.2428410
2023-04-17	0.0088684	2.2812697	0.0582789
2023-04-18	0.0045442	0.1966449	0.0187733
2023-04-19	0.0000483	0.0237056	0.0007516
2023-04-20	0.6988627	10.2852628	1.1619830
2023-04-21	2.3107119	19.9965333	3.8209423
2023-04-22	1.4472101	14.1392330	2.1436362
2023-04-23	2.7661963	45.6356463	4.8378430
2023-04-24	3.9890620	31.0474556	6.0996848
2023-04-25	0.2412214	3.3658172	0.4537386
2023-04-26	0.0213644	1.4438599	0.0865741
2023-04-27	0.0911311	1.6734474	0.2484834
2023-04-28	0.5600039	19.9922831	1.8770339
2023-04-29	0.0001699	0.1574757	0.0038844
2023-04-30	0.0000000	0.0000000	0.0000000
2023-05-01	0.1531127	27.6130466	0.8234120
2023-05-02	0.0025452	0.2440749	0.0136458
2023-05-03	0.0000019	0.0200195	0.0001490
2023-05-04	0.1137655	10.7455817	0.7840939
2023-05-05	3.0418130	52.2564151	5.0349084
2023-05-06	1.2455936	52.0258077	2.6486542
2023-05-07	1.4228433	86.3775866	4.0043354
2023-05-08	0.7632242	70.3212273	2.9093691
2023-05-09	5.0119672	24.1639032	6.8653264
2023-05-10	1.1376931	95.9570437	3.4080211
2023-05-11	2.4268499	44.8973189	4.9169814
2023-05-12	0.9009001	13.1423574	1.8222820
2023-05-13	0.0152156	3.5437801	0.1327524
2023-05-14	0.0030470	1.4880827	0.0352844
2023-05-15	0.2231848	12.9117755	0.7065473
2023-05-16	0.0904418	3.3241894	0.2465607
2023-05-17	0.0015149	0.3950839	0.0120986
2023-05-18	0.0000000	0.0000000	0.0000000
2023-05-19	0.0000023	0.0720860	0.0002963

Table 2: Ruimtelijk gemiddelde, maximum en standaardafwijking van de dagsom (in mm/d). (*continued*)

Datum	Gemiddelde	Maximum	Standaardafwijking
2023-05-20	0.0000003	0.0075232	0.0000367
2023-05-21	0.2171932	24.9152935	1.1073931
2023-05-22	0.3013813	27.1820944	1.2357584
2023-05-23	0.0000057	0.0152540	0.0002125
2023-05-24	0.0000000	0.0000000	0.0000000
2023-05-25	0.0000000	0.0000000	0.0000000
2023-05-26	0.0000000	0.0000000	0.0000000
2023-05-27	0.0000085	0.0705105	0.0004863
2023-05-28	0.0001689	0.7460641	0.0049891
2023-05-29	0.0000000	0.0000000	0.0000000
2023-05-30	0.0000000	0.0000000	0.0000000
2023-05-31	0.0000000	0.0000000	0.0000000
2023-06-01	0.0000000	0.0000000	0.0000000
2023-06-02	0.0000000	0.0000000	0.0000000
2023-06-03	0.0001623	1.2153137	0.0106183
2023-06-04	0.0000020	0.0238040	0.0001544
2023-06-05	0.0000000	0.0000000	0.0000000
2023-06-06	0.0000587	0.0943246	0.0017947
2023-06-07	0.0116502	1.6769875	0.0668551
2023-06-08	0.0013794	1.0178124	0.0187947
2023-06-09	0.0006443	1.0554737	0.0143863
2023-06-10	0.0000000	0.0035618	0.0000114
2023-06-11	0.0101113	7.4719323	0.1904274
2023-06-12	0.0007940	1.2040540	0.0149202
2023-06-13	0.0000303	0.1244889	0.0013299
2023-06-14	0.0000064	0.1049200	0.0005228
2023-06-15	0.0000526	0.1445026	0.0014645
2023-06-16	0.0005563	0.9895863	0.0140500
2023-06-17	0.0016721	0.6934113	0.0145998
2023-06-18	0.0463861	2.1182384	0.1457348
2023-06-19	0.0026118	0.1770653	0.0121158
2023-06-20	4.2700604	54.2957173	6.8761204
2023-06-21	0.0055529	0.4343100	0.0275204
2023-06-22	4.4077917	72.8146850	9.3275864
2023-06-23	0.0550110	8.6345599	0.3882418
2023-06-24	0.0000129	0.0587943	0.0005676
2023-06-25	0.0003571	0.5785835	0.0067275
2023-06-26	0.0332460	4.6684103	0.1964127
2023-06-27	0.2499106	3.0305405	0.4971410
2023-06-28	0.4358847	5.7132337	0.7366319
2023-06-29	0.4440774	23.3987023	1.0942958
2023-06-30	0.6699714	295.5834772	6.6144143
2023-07-01	0.6784141	9.1112395	1.1980076
2023-07-02	0.0828756	4.8314692	0.3216974
2023-07-03	1.3863301	20.7349690	2.5279911
2023-07-04	1.1543171	12.9824103	1.8389381
2023-07-05	4.9868293	46.2041272	8.3854055
2023-07-06	0.0088129	1.2353550	0.0485607

Table 2: Ruimtelijk gemiddelde, maximum en standaardafwijking van de dagsom (in mm/d). *(continued)*

Datum	Gemiddelde	Maximum	Standaardafwijking
2023-07-07	0.0008935	1.2860653	0.0177993
2023-07-08	0.0051529	5.2276412	0.0837152
2023-07-09	2.6221562	83.9952445	5.4505002
2023-07-10	0.0214114	2.9293888	0.0990617
2023-07-11	1.4762174	45.1426463	3.2389948
2023-07-12	0.8977714	16.3522172	1.6103698
2023-07-13	0.8321095	34.2769556	2.1844776
2023-07-14	0.0371917	3.4600653	0.1056268
2023-07-15	1.4274320	22.3075525	2.6282805
2023-07-16	0.2049538	3.7598069	0.3998840
2023-07-17	0.9496186	23.1807864	1.9090196
2023-07-18	0.0237829	3.2321805	0.0837291
2023-07-19	0.7087748	15.3283707	1.5108353
2023-07-20	0.1990618	11.8927380	0.6361190
2023-07-21	0.7285755	23.1505974	1.6374922
2023-07-22	2.0548688	27.2478870	3.8276655
2023-07-23	1.6377834	23.8816740	3.0640714
2023-07-24	2.1855858	45.1164267	5.6117155
2023-07-25	0.1695776	11.2677210	0.5779526
2023-07-26	1.5465158	31.9351699	2.6139379
2023-07-27	5.3847271	42.0775412	7.6955705
2023-07-28	0.1614170	17.4702349	0.8008869
2023-07-29	1.2403019	27.4638562	2.9153056
2023-07-30	3.6795648	29.6286914	5.9561862
2023-07-31	7.4788778	81.0413448	11.1461769
2023-08-01	2.2694956	35.7867234	4.6384182
2023-08-02	6.0174096	55.5214457	8.6358412
2023-08-03	2.9680940	57.6539200	5.7912810
2023-08-04	0.6721830	20.2637693	1.5746355
2023-08-05	2.5348740	31.1259237	3.9664607
2023-08-06	6.1047802	81.2101592	11.0920551
2023-08-07	1.3704102	27.3691779	3.1917375
2023-08-08	1.8237786	34.2564395	3.8750237
2023-08-09	0.1179304	11.7384533	0.7192324
2023-08-10	0.0000070	0.0625779	0.0004395
2023-08-11	0.8222771	41.9727654	3.3462010
2023-08-12	1.6834198	26.8782032	4.0744239
2023-08-13	0.1388305	10.8345422	0.5417316
2023-08-14	0.0133034	1.0273447	0.0579456
2023-08-15	0.1354200	13.0888293	0.6908519
2023-08-16	0.0728198	13.2570033	0.6410013
2023-08-17	0.0102682	7.2707358	0.1084363
2023-08-18	0.0000610	0.0500488	0.0011677
2023-08-19	0.1273275	4.2784445	0.3126245
2023-08-20	0.0000000	0.0000000	0.0000000
2023-08-21	0.0002826	0.0800395	0.0028367
2023-08-22	0.0003800	0.0590407	0.0029717
2023-08-23	0.0000440	0.0892232	0.0012691

Table 2: Ruimtelijk gemiddelde, maximum en standaardafwijking van de dagsom (in mm/d). (*continued*)

Datum	Gemiddelde	Maximum	Standaardafwijking
2023-08-24	1.2995931	26.5597764	2.7809226
2023-08-25	2.6225510	64.5374942	6.6933813
2023-08-26	1.4219515	35.8802233	3.1690665
2023-08-27	2.5372181	42.9045483	4.0651979
2023-08-28	0.3692016	34.0694360	1.4447735
2023-08-29	0.0721842	10.8666931	0.3535439
2023-08-30	2.5747156	37.2534001	4.0050221
2023-08-31	1.0551506	28.3961291	2.1472123
2023-09-01	1.8509086	41.8622299	4.6027797
2023-09-02	0.1008811	24.2848718	0.6776168
2023-09-03	0.0000000	0.0000000	0.0000000
2023-09-04	0.0000004	0.0109859	0.0000518
2023-09-05	0.0000000	0.0000000	0.0000000
2023-09-06	0.0000000	0.0000000	0.0000000
2023-09-07	0.0000000	0.0000000	0.0000000
2023-09-08	0.0000000	0.0000000	0.0000000
2023-09-09	0.0000001	0.0044289	0.0000185
2023-09-10	0.0000000	0.0000000	0.0000000
2023-09-11	1.0212666	55.2132777	2.5990292
2023-09-12	2.2740188	117.6950950	6.0571433
2023-09-13	2.2339856	55.0120647	5.4395189
2023-09-14	0.0000000	0.0000000	0.0000000
2023-09-15	0.0000000	0.0000000	0.0000000
2023-09-16	0.5787774	42.9903974	2.0134773
2023-09-17	2.5001330	30.8753467	4.8975620
2023-09-18	3.5264611	37.1521735	5.3773707
2023-09-19	0.8070789	15.1341323	1.9747181
2023-09-20	0.0012472	0.3671717	0.0126001
2023-09-21	5.1162178	39.2023859	7.3412667
2023-09-22	2.2430752	48.0226616	4.1002479
2023-09-23	1.3193611	32.9126147	2.7292741
2023-09-24	0.0001334	0.1617624	0.0028915
2023-09-25	0.0008155	0.6405597	0.0135786
2023-09-26	0.0000163	0.0275493	0.0005177
2023-09-27	0.0001606	0.1038641	0.0020279
2023-09-28	0.0003447	0.2052823	0.0047802
2023-09-29	0.7730481	12.9941419	1.4835962
2023-09-30	0.0284710	1.0781836	0.0923677
2023-10-01	0.0088397	0.6606144	0.0399348
2023-10-02	0.0673180	10.8270914	0.5186684
2023-10-03	1.1923181	15.7435724	1.9504464
2023-10-04	0.0291085	2.6608102	0.1137780
2023-10-05	0.2179919	31.1571514	1.0793294
2023-10-06	0.0809785	4.1502276	0.2935117
2023-10-07	0.0315751	1.3709831	0.1093127
2023-10-08	0.0784818	1.3531776	0.1928720
2023-10-09	0.2389302	9.5596308	0.8039415
2023-10-10	0.0003842	0.1155222	0.0035784

Table 2: Ruimtelijk gemiddelde, maximum en standaardafwijking van de dagsom (in mm/d). *(continued)*

Datum	Gemiddelde	Maximum	Standaardafwijking
2023-10-11	1.7866138	34.3247990	4.0771326
2023-10-12	4.7860827	56.4541812	9.6968768
2023-10-13	7.8464414	47.6776201	11.2506223
2023-10-14	1.2844349	17.3346616	2.4201599
2023-10-15	2.4170700	22.5530453	3.7873142
2023-10-16	0.2507095	11.1021868	0.8350278
2023-10-17	0.0000000	0.0000000	0.0000000
2023-10-18	3.8546381	21.3225529	5.4375612
2023-10-19	1.8362711	43.7766821	4.3638270
2023-10-20	8.5864173	49.5766904	11.7986139
2023-10-21	0.9855452	12.3112259	1.9565069
2023-10-22	1.2872047	23.7823388	2.5377563
2023-10-23	1.7724030	12.2942556	2.6387076
2023-10-24	1.2183935	26.4945424	2.3338214
2023-10-25	3.4189642	28.0497551	5.4126740
2023-10-26	0.1579769	6.9540456	0.4816998
2023-10-27	4.1030479	27.9111593	6.4951017
2023-10-28	1.5885511	27.7095473	2.3019200
2023-10-29	2.2940074	25.6224360	3.7592096
2023-10-30	3.4289983	27.5265429	5.0777941
2023-10-31	4.3687575	39.1419482	7.1005751
2023-11-01	0.6850294	14.0209445	1.2670914
2023-11-02	2.6303057	28.6484632	4.5746727
2023-11-03	2.7277695	40.9792402	5.7686243
2023-11-04	2.6633470	20.4522858	4.1593270
2023-11-05	2.3150795	19.9250462	3.6739246
2023-11-06	1.3907587	31.1852385	3.5356677
2023-11-07	1.6467780	26.3091384	3.3188604
2023-11-08	4.2434135	25.5504066	6.3131380
2023-11-09	2.6282906	18.2615912	3.8245667
2023-11-10	2.9019256	35.2959955	5.1964053
2023-11-11	1.7741079	28.9341748	3.7939891
2023-11-12	0.0507757	3.7007036	0.2155090
2023-11-13	2.6759170	36.6323283	4.2458188
2023-11-14	4.1266602	27.9962418	6.5229118
2023-11-15	2.1746399	19.8733493	3.8506856
2023-11-16	0.2901056	8.0264353	0.9292650
2023-11-17	0.1976609	11.0911112	0.7105964
2023-11-18	3.8046358	22.0662450	5.2378862
2023-11-19	2.9185313	39.7301452	5.6714196
2023-11-20	1.8667334	37.4236414	3.8798516
2023-11-21	0.1154928	24.3221026	0.6089277
2023-11-22	0.1482047	1.2605496	0.2363798
2023-11-23	0.5197831	6.3036485	0.9260670
2023-11-24	2.7513352	16.7332812	3.8101322
2023-11-25	1.3998327	13.7555609	2.1285446
2023-11-26	1.0407069	17.2580146	1.7060961
2023-11-27	6.9883870	51.5738034	10.8118258

Table 2: Ruimtelijk gemiddelde, maximum en standaardafwijking van de dagsom (in mm/d). (*continued*)

Datum	Gemiddelde	Maximum	Standaardafwijking
2023-11-28	1.1345550	18.8394942	2.1897245
2023-11-29	1.8252689	14.2507084	2.7477295
2023-11-30	0.0692984	8.9160519	0.3530488
2023-12-01	0.0135629	4.6622174	0.1423028
2023-12-02	0.1435232	10.8616562	0.6497558
2023-12-03	0.5751249	10.9040157	0.9741735
2023-12-04	1.5949305	10.6879638	2.4041539
2023-12-05	0.7123470	25.5647018	1.7333097
2023-12-06	0.4074767	13.1506015	0.7637865
2023-12-07	0.3154855	4.6831433	0.6973720
2023-12-08	0.6735349	5.6670119	1.0393975
2023-12-09	3.3147103	23.0557460	4.6314425
2023-12-10	2.9259154	17.1427018	4.4119807
2023-12-11	1.8980172	23.3607484	3.1749411
2023-12-12	2.6765260	19.9230789	4.0821815
2023-12-13	0.9343821	33.7873036	2.3808382
2023-12-14	0.0649825	3.0535534	0.2158681
2023-12-15	0.0720439	2.4183325	0.2165130
2023-12-16	0.0000000	0.0000000	0.0000000
2023-12-17	0.0000000	0.0000000	0.0000000
2023-12-18	0.0055414	0.5518481	0.0236217
2023-12-19	6.0581048	37.0630189	8.3486901
2023-12-20	1.6823149	24.4287424	3.3180714
2023-12-21	4.0750733	31.2652705	6.3385524
2023-12-22	3.0136189	26.8145371	5.1684149
2023-12-23	2.5467529	22.8269265	4.8815315
2023-12-24	5.5358420	41.7209134	8.5572963
2023-12-25	4.4767006	28.7066797	6.5997183
2023-12-26	1.3307562	12.2490322	2.2158356
2023-12-27	1.3196809	8.8617907	1.8807868
2023-12-28	0.2710094	3.9593608	0.6336644
2023-12-29	2.6984503	25.8933722	4.4073599
2023-12-30	0.0188541	2.6148678	0.0939746
2023-12-31	1.4730085	14.1831116	2.5744737

5 Overschrijdingen van drempelwaarden

Voor de volgende drempelwaarden zijn het aantal pixels berekend waarop overschrijdingen plaatsvinden voor een gegeven dag:

0.1, 0.5, 1, 2, 5, 10, 20, 50, 75 en 100 mm/d.

Tabel 3 het percentage van het totaal aantal pixels waarop de drempel wordt overschreden.

Table 3: Percentage van pixels met overschrijding van drempelwaarden

Datum	T0.1	T0.5	T1	T2	T5	T10	T20	T50	T75	T100
2023-01-01	100.00	99.81	79.89	33.49	0.53	0.00	0.00	0.00	0.00	0.00

Table 3: Percentage van pixels met overschrijding van drempelwaarden (*continued*)

Datum	T0.1	T0.5	T1	T2	T5	T10	T20	T50	T75	T100
2023-01-02	99.85	93.27	66.32	17.12	0.15	0.00	0.00	0.00	0.00	0.00
2023-01-03	74.14	42.90	23.82	4.16	0.01	0.00	0.00	0.00	0.00	0.00
2023-01-04	100.00	98.52	94.23	75.54	21.15	0.41	0.00	0.00	0.00	0.00
2023-01-05	53.11	7.91	2.73	0.26	0.01	0.01	0.01	0.00	0.00	0.00
2023-01-06	99.93	84.27	52.75	11.78	0.01	0.00	0.00	0.00	0.00	0.00
2023-01-07	99.86	70.69	30.84	3.25	0.00	0.00	0.00	0.00	0.00	0.00
2023-01-08	94.28	75.40	49.15	10.98	0.01	0.01	0.01	0.00	0.00	0.00
2023-01-09	100.00	93.24	67.31	24.17	0.24	0.01	0.01	0.00	0.00	0.00
2023-01-10	100.00	98.82	90.62	34.58	0.88	0.00	0.00	0.00	0.00	0.00
2023-01-11	100.00	99.86	96.70	68.37	5.19	0.00	0.00	0.00	0.00	0.00
2023-01-12	100.00	100.00	100.00	98.52	26.01	0.00	0.00	0.00	0.00	0.00
2023-01-13	99.39	73.08	38.88	15.32	0.24	0.00	0.00	0.00	0.00	0.00
2023-01-14	100.00	100.00	100.00	89.49	3.62	0.16	0.00	0.00	0.00	0.00
2023-01-15	98.54	75.80	51.97	25.22	3.37	0.00	0.00	0.00	0.00	0.00
2023-01-16	100.00	100.00	94.62	49.44	2.25	0.00	0.00	0.00	0.00	0.00
2023-01-17	91.98	68.75	31.35	2.91	0.00	0.00	0.00	0.00	0.00	0.00
2023-01-18	84.81	64.47	46.34	27.80	0.08	0.00	0.00	0.00	0.00	0.00
2023-01-19	99.32	91.86	75.07	36.53	0.21	0.00	0.00	0.00	0.00	0.00
2023-01-20	51.44	43.79	37.40	25.26	1.63	0.00	0.00	0.00	0.00	0.00
2023-01-21	3.20	0.24	0.00	0.00	0.00	0.00	0.00	0.00	0.00	0.00
2023-01-22	3.70	0.65	0.01	0.00	0.00	0.00	0.00	0.00	0.00	0.00
2023-01-23	1.18	0.50	0.19	0.02	0.00	0.00	0.00	0.00	0.00	0.00
2023-01-24	0.00	0.00	0.00	0.00	0.00	0.00	0.00	0.00	0.00	0.00
2023-01-25	39.67	32.13	21.25	6.96	0.28	0.00	0.00	0.00	0.00	0.00
2023-01-26	86.19	44.57	20.96	7.84	0.01	0.00	0.00	0.00	0.00	0.00
2023-01-27	0.16	0.00	0.00	0.00	0.00	0.00	0.00	0.00	0.00	0.00
2023-01-28	3.00	1.41	0.41	0.00	0.00	0.00	0.00	0.00	0.00	0.00
2023-01-29	6.92	0.85	0.20	0.02	0.00	0.00	0.00	0.00	0.00	0.00
2023-01-30	85.99	72.53	34.56	3.15	0.02	0.00	0.00	0.00	0.00	0.00
2023-01-31	45.38	5.05	1.42	0.24	0.09	0.00	0.00	0.00	0.00	0.00
2023-02-01	73.31	40.90	26.23	12.32	2.11	0.00	0.00	0.00	0.00	0.00
2023-02-02	89.92	81.79	60.42	9.47	0.00	0.00	0.00	0.00	0.00	0.00
2023-02-03	60.82	22.51	5.21	0.01	0.00	0.00	0.00	0.00	0.00	0.00
2023-02-04	56.63	10.20	2.66	0.12	0.00	0.00	0.00	0.00	0.00	0.00
2023-02-05	99.84	84.03	41.47	5.80	0.00	0.00	0.00	0.00	0.00	0.00
2023-02-06	3.15	0.00	0.00	0.00	0.00	0.00	0.00	0.00	0.00	0.00
2023-02-07	0.00	0.00	0.00	0.00	0.00	0.00	0.00	0.00	0.00	0.00
2023-02-08	0.06	0.01	0.00	0.00	0.00	0.00	0.00	0.00	0.00	0.00
2023-02-09	1.58	0.65	0.24	0.02	0.00	0.00	0.00	0.00	0.00	0.00
2023-02-10	14.70	0.04	0.03	0.01	0.00	0.00	0.00	0.00	0.00	0.00
2023-02-11	0.00	0.00	0.00	0.00	0.00	0.00	0.00	0.00	0.00	0.00
2023-02-12	0.00	0.00	0.00	0.00	0.00	0.00	0.00	0.00	0.00	0.00
2023-02-13	0.00	0.00	0.00	0.00	0.00	0.00	0.00	0.00	0.00	0.00
2023-02-14	0.00	0.00	0.00	0.00	0.00	0.00	0.00	0.00	0.00	0.00
2023-02-15	0.07	0.00	0.00	0.00	0.00	0.00	0.00	0.00	0.00	0.00
2023-02-16	99.81	81.65	36.36	0.48	0.00	0.00	0.00	0.00	0.00	0.00
2023-02-17	39.12	0.82	0.00	0.00	0.00	0.00	0.00	0.00	0.00	0.00
2023-02-18	90.13	73.85	59.81	34.72	6.14	0.85	0.00	0.00	0.00	0.00

Table 3: Percentage van pixels met overschrijding van drempelwaarden (*continued*)

Datum	T0.1	T0.5	T1	T2	T5	T10	T20	T50	T75	T100
2023-02-19	91.80	60.21	28.64	5.17	0.12	0.00	0.00	0.00	0.00	0.00
2023-02-20	0.82	0.16	0.00	0.00	0.00	0.00	0.00	0.00	0.00	0.00
2023-02-21	0.01	0.00	0.00	0.00	0.00	0.00	0.00	0.00	0.00	0.00
2023-02-22	91.67	39.75	17.06	8.52	0.57	0.00	0.00	0.00	0.00	0.00
2023-02-23	79.82	23.47	6.29	1.22	0.00	0.00	0.00	0.00	0.00	0.00
2023-02-24	99.95	81.15	57.22	8.42	0.00	0.00	0.00	0.00	0.00	0.00
2023-02-25	74.54	10.10	1.96	0.02	0.00	0.00	0.00	0.00	0.00	0.00
2023-02-26	1.27	0.00	0.00	0.00	0.00	0.00	0.00	0.00	0.00	0.00
2023-02-27	0.97	0.00	0.00	0.00	0.00	0.00	0.00	0.00	0.00	0.00
2023-02-28	52.98	23.21	10.36	3.51	0.25	0.00	0.00	0.00	0.00	0.00
2023-03-01	0.00	0.00	0.00	0.00	0.00	0.00	0.00	0.00	0.00	0.00
2023-03-02	0.00	0.00	0.00	0.00	0.00	0.00	0.00	0.00	0.00	0.00
2023-03-03	0.00	0.00	0.00	0.00	0.00	0.00	0.00	0.00	0.00	0.00
2023-03-04	31.20	6.30	1.06	0.03	0.00	0.00	0.00	0.00	0.00	0.00
2023-03-05	82.17	31.38	12.81	4.97	0.04	0.00	0.00	0.00	0.00	0.00
2023-03-06	100.00	86.01	60.43	23.98	0.36	0.00	0.00	0.00	0.00	0.00
2023-03-07	99.92	88.53	56.34	21.08	0.22	0.00	0.00	0.00	0.00	0.00
2023-03-08	94.40	43.34	28.98	15.00	0.26	0.00	0.00	0.00	0.00	0.00
2023-03-09	100.00	99.58	87.80	71.30	17.33	0.21	0.00	0.00	0.00	0.00
2023-03-10	100.00	100.00	99.95	80.80	10.13	0.98	0.00	0.00	0.00	0.00
2023-03-11	24.14	0.71	0.04	0.00	0.00	0.00	0.00	0.00	0.00	0.00
2023-03-12	99.96	64.97	32.88	4.94	0.00	0.00	0.00	0.00	0.00	0.00
2023-03-13	99.82	94.98	70.72	8.51	0.00	0.00	0.00	0.00	0.00	0.00
2023-03-14	100.00	100.00	99.71	84.68	4.69	0.00	0.00	0.00	0.00	0.00
2023-03-15	61.92	34.33	21.07	5.34	0.00	0.00	0.00	0.00	0.00	0.00
2023-03-16	86.57	0.82	0.00	0.00	0.00	0.00	0.00	0.00	0.00	0.00
2023-03-17	30.51	0.73	0.37	0.00	0.00	0.00	0.00	0.00	0.00	0.00
2023-03-18	99.66	79.97	41.32	13.39	0.79	0.00	0.00	0.00	0.00	0.00
2023-03-19	52.09	21.72	3.23	0.02	0.00	0.00	0.00	0.00	0.00	0.00
2023-03-20	82.03	39.56	17.13	4.79	0.11	0.00	0.00	0.00	0.00	0.00
2023-03-21	100.00	88.62	49.17	11.99	2.41	0.39	0.00	0.00	0.00	0.00
2023-03-22	99.92	87.26	69.33	47.81	5.25	0.13	0.00	0.00	0.00	0.00
2023-03-23	100.00	99.41	79.29	35.04	2.57	0.06	0.00	0.00	0.00	0.00
2023-03-24	99.69	94.08	70.74	21.63	1.24	0.00	0.00	0.00	0.00	0.00
2023-03-25	100.00	95.66	76.66	32.97	1.91	0.00	0.00	0.00	0.00	0.00
2023-03-26	54.92	47.22	39.61	19.14	0.05	0.00	0.00	0.00	0.00	0.00
2023-03-27	98.52	25.15	3.33	0.55	0.00	0.00	0.00	0.00	0.00	0.00
2023-03-28	96.90	1.85	0.00	0.00	0.00	0.00	0.00	0.00	0.00	0.00
2023-03-29	43.56	9.20	2.23	0.21	0.00	0.00	0.00	0.00	0.00	0.00
2023-03-30	78.74	21.76	11.66	4.46	1.11	0.01	0.00	0.00	0.00	0.00
2023-03-31	100.00	100.00	95.62	61.62	7.21	0.32	0.00	0.00	0.00	0.00
2023-04-01	99.88	94.26	80.43	52.07	4.94	0.10	0.00	0.00	0.00	0.00
2023-04-02	3.91	0.31	0.00	0.00	0.00	0.00	0.00	0.00	0.00	0.00
2023-04-03	0.00	0.00	0.00	0.00	0.00	0.00	0.00	0.00	0.00	0.00
2023-04-04	0.00	0.00	0.00	0.00	0.00	0.00	0.00	0.00	0.00	0.00
2023-04-05	0.00	0.00	0.00	0.00	0.00	0.00	0.00	0.00	0.00	0.00
2023-04-06	100.00	95.31	82.36	43.73	7.86	0.18	0.00	0.00	0.00	0.00
2023-04-07	37.12	13.78	6.08	2.67	0.63	0.16	0.00	0.00	0.00	0.00

Table 3: Percentage van pixels met overschrijding van drempelwaarden (*continued*)

Datum	T0.1	T0.5	T1	T2	T5	T10	T20	T50	T75	T100
2023-04-08	1.90	0.16	0.01	0.00	0.00	0.00	0.00	0.00	0.00	0.00
2023-04-09	0.00	0.00	0.00	0.00	0.00	0.00	0.00	0.00	0.00	0.00
2023-04-10	100.00	100.00	96.10	51.89	0.56	0.00	0.00	0.00	0.00	0.00
2023-04-11	93.15	35.00	11.00	1.89	0.00	0.00	0.00	0.00	0.00	0.00
2023-04-12	100.00	100.00	99.33	64.24	0.09	0.00	0.00	0.00	0.00	0.00
2023-04-13	100.00	94.80	67.36	13.81	0.02	0.00	0.00	0.00	0.00	0.00
2023-04-14	5.02	0.01	0.00	0.00	0.00	0.00	0.00	0.00	0.00	0.00
2023-04-15	43.93	4.74	0.85	0.00	0.00	0.00	0.00	0.00	0.00	0.00
2023-04-16	13.57	5.07	1.45	0.28	0.00	0.00	0.00	0.00	0.00	0.00
2023-04-17	4.72	0.45	0.18	0.01	0.00	0.00	0.00	0.00	0.00	0.00
2023-04-18	1.79	0.00	0.00	0.00	0.00	0.00	0.00	0.00	0.00	0.00
2023-04-19	0.00	0.00	0.00	0.00	0.00	0.00	0.00	0.00	0.00	0.00
2023-04-20	98.88	65.26	29.63	4.52	0.09	0.00	0.00	0.00	0.00	0.00
2023-04-21	98.33	92.79	81.37	53.08	4.26	0.15	0.00	0.00	0.00	0.00
2023-04-22	100.00	99.43	88.15	48.13	1.15	0.00	0.00	0.00	0.00	0.00
2023-04-23	100.00	99.89	95.06	51.07	12.65	3.54	0.13	0.00	0.00	0.00
2023-04-24	99.88	97.68	89.45	76.67	11.24	0.16	0.00	0.00	0.00	0.00
2023-04-25	78.28	14.01	0.69	0.00	0.00	0.00	0.00	0.00	0.00	0.00
2023-04-26	12.98	0.32	0.00	0.00	0.00	0.00	0.00	0.00	0.00	0.00
2023-04-27	33.96	1.18	0.00	0.00	0.00	0.00	0.00	0.00	0.00	0.00
2023-04-28	85.93	35.00	13.69	6.53	3.41	0.55	0.00	0.00	0.00	0.00
2023-04-29	0.16	0.00	0.00	0.00	0.00	0.00	0.00	0.00	0.00	0.00
2023-04-30	0.00	0.00	0.00	0.00	0.00	0.00	0.00	0.00	0.00	0.00
2023-05-01	40.58	10.65	5.20	2.70	1.02	0.18	0.01	0.00	0.00	0.00
2023-05-02	1.31	0.00	0.00	0.00	0.00	0.00	0.00	0.00	0.00	0.00
2023-05-03	0.00	0.00	0.00	0.00	0.00	0.00	0.00	0.00	0.00	0.00
2023-05-04	11.90	5.53	4.64	3.99	1.51	0.00	0.00	0.00	0.00	0.00
2023-05-05	99.09	95.63	90.15	72.53	20.27	2.79	0.13	0.00	0.00	0.00
2023-05-06	98.48	78.54	51.14	24.23	5.76	1.56	0.27	0.00	0.00	0.00
2023-05-07	88.14	60.09	41.41	28.95	13.68	5.26	1.10	0.01	0.00	0.00
2023-05-08	41.03	33.28	27.55	20.12	8.22	2.58	0.37	0.00	0.00	0.00
2023-05-09	100.00	100.00	96.80	53.69	1.11	0.01	0.00	0.00	0.00	0.00
2023-05-10	77.16	58.25	44.45	23.44	6.46	1.34	0.19	0.01	0.00	0.00
2023-05-11	98.62	84.07	64.44	45.45	15.54	3.27	0.09	0.00	0.00	0.00
2023-05-12	81.47	72.80	47.30	14.21	0.52	0.00	0.00	0.00	0.00	0.00
2023-05-13	5.48	1.53	0.49	0.02	0.00	0.00	0.00	0.00	0.00	0.00
2023-05-14	1.90	0.28	0.03	0.00	0.00	0.00	0.00	0.00	0.00	0.00
2023-05-15	56.46	20.45	8.86	2.41	0.26	0.00	0.00	0.00	0.00	0.00
2023-05-16	40.82	8.13	1.45	0.01	0.00	0.00	0.00	0.00	0.00	0.00
2023-05-17	0.82	0.00	0.00	0.00	0.00	0.00	0.00	0.00	0.00	0.00
2023-05-18	0.00	0.00	0.00	0.00	0.00	0.00	0.00	0.00	0.00	0.00
2023-05-19	0.00	0.00	0.00	0.00	0.00	0.00	0.00	0.00	0.00	0.00
2023-05-20	0.00	0.00	0.00	0.00	0.00	0.00	0.00	0.00	0.00	0.00
2023-05-21	29.10	17.59	12.54	7.26	2.36	0.57	0.03	0.00	0.00	0.00
2023-05-22	45.47	26.54	16.50	7.47	2.51	0.66	0.03	0.00	0.00	0.00
2023-05-23	0.00	0.00	0.00	0.00	0.00	0.00	0.00	0.00	0.00	0.00
2023-05-24	0.00	0.00	0.00	0.00	0.00	0.00	0.00	0.00	0.00	0.00
2023-05-25	0.00	0.00	0.00	0.00	0.00	0.00	0.00	0.00	0.00	0.00

Table 3: Percentage van pixels met overschrijding van drempelwaarden (*continued*)

Datum	T0.1	T0.5	T1	T2	T5	T10	T20	T50	T75	T100
2023-05-26	0.00	0.00	0.00	0.00	0.00	0.00	0.00	0.00	0.00	0.00
2023-05-27	0.00	0.00	0.00	0.00	0.00	0.00	0.00	0.00	0.00	0.00
2023-05-28	0.06	0.01	0.00	0.00	0.00	0.00	0.00	0.00	0.00	0.00
2023-05-29	0.00	0.00	0.00	0.00	0.00	0.00	0.00	0.00	0.00	0.00
2023-05-30	0.00	0.00	0.00	0.00	0.00	0.00	0.00	0.00	0.00	0.00
2023-05-31	0.00	0.00	0.00	0.00	0.00	0.00	0.00	0.00	0.00	0.00
2023-06-01	0.00	0.00	0.00	0.00	0.00	0.00	0.00	0.00	0.00	0.00
2023-06-02	0.00	0.00	0.00	0.00	0.00	0.00	0.00	0.00	0.00	0.00
2023-06-03	0.07	0.03	0.01	0.00	0.00	0.00	0.00	0.00	0.00	0.00
2023-06-04	0.00	0.00	0.00	0.00	0.00	0.00	0.00	0.00	0.00	0.00
2023-06-05	0.00	0.00	0.00	0.00	0.00	0.00	0.00	0.00	0.00	0.00
2023-06-06	0.00	0.00	0.00	0.00	0.00	0.00	0.00	0.00	0.00	0.00
2023-06-07	6.05	0.64	0.01	0.00	0.00	0.00	0.00	0.00	0.00	0.00
2023-06-08	0.87	0.09	0.00	0.00	0.00	0.00	0.00	0.00	0.00	0.00
2023-06-09	0.40	0.05	0.00	0.00	0.00	0.00	0.00	0.00	0.00	0.00
2023-06-10	0.00	0.00	0.00	0.00	0.00	0.00	0.00	0.00	0.00	0.00
2023-06-11	1.22	0.89	0.75	0.41	0.01	0.00	0.00	0.00	0.00	0.00
2023-06-12	0.33	0.04	0.00	0.00	0.00	0.00	0.00	0.00	0.00	0.00
2023-06-13	0.00	0.00	0.00	0.00	0.00	0.00	0.00	0.00	0.00	0.00
2023-06-14	0.00	0.00	0.00	0.00	0.00	0.00	0.00	0.00	0.00	0.00
2023-06-15	0.00	0.00	0.00	0.00	0.00	0.00	0.00	0.00	0.00	0.00
2023-06-16	0.25	0.00	0.00	0.00	0.00	0.00	0.00	0.00	0.00	0.00
2023-06-17	0.73	0.01	0.00	0.00	0.00	0.00	0.00	0.00	0.00	0.00
2023-06-18	12.64	1.40	0.01	0.00	0.00	0.00	0.00	0.00	0.00	0.00
2023-06-19	0.75	0.00	0.00	0.00	0.00	0.00	0.00	0.00	0.00	0.00
2023-06-20	100.00	99.82	98.11	91.73	53.29	19.43	1.78	0.00	0.00	0.00
2023-06-21	4.21	0.00	0.00	0.00	0.00	0.00	0.00	0.00	0.00	0.00
2023-06-22	87.60	74.44	67.30	50.68	21.37	5.25	0.09	0.00	0.00	0.00
2023-06-23	12.22	6.18	3.35	1.02	0.01	0.00	0.00	0.00	0.00	0.00
2023-06-24	0.00	0.00	0.00	0.00	0.00	0.00	0.00	0.00	0.00	0.00
2023-06-25	0.12	0.00	0.00	0.00	0.00	0.00	0.00	0.00	0.00	0.00
2023-06-26	13.76	4.70	2.10	0.58	0.00	0.00	0.00	0.00	0.00	0.00
2023-06-27	77.03	22.01	3.74	0.00	0.00	0.00	0.00	0.00	0.00	0.00
2023-06-28	94.48	40.95	10.39	1.57	0.00	0.00	0.00	0.00	0.00	0.00
2023-06-29	88.56	39.65	18.32	5.24	0.31	0.13	0.00	0.00	0.00	0.00
2023-06-30	11.68	8.63	7.07	6.51	5.74	4.51	2.77	0.77	0.38	0.21
2023-07-01	95.75	66.05	33.68	10.89	0.95	0.00	0.00	0.00	0.00	0.00
2023-07-02	27.58	11.54	6.51	1.60	0.00	0.00	0.00	0.00	0.00	0.00
2023-07-03	89.79	78.45	65.30	38.69	3.83	0.16	0.00	0.00	0.00	0.00
2023-07-04	100.00	94.91	64.82	23.57	0.72	0.00	0.00	0.00	0.00	0.00
2023-07-05	100.00	99.39	95.20	84.55	21.87	4.06	0.00	0.00	0.00	0.00
2023-07-06	6.57	0.41	0.00	0.00	0.00	0.00	0.00	0.00	0.00	0.00
2023-07-07	0.36	0.03	0.01	0.00	0.00	0.00	0.00	0.00	0.00	0.00
2023-07-08	1.94	0.63	0.30	0.12	0.00	0.00	0.00	0.00	0.00	0.00
2023-07-09	99.63	97.21	87.40	66.08	37.99	12.09	2.49	0.04	0.00	0.00
2023-07-10	16.26	1.36	0.46	0.05	0.00	0.00	0.00	0.00	0.00	0.00
2023-07-11	90.42	82.67	72.47	53.39	23.23	5.11	0.35	0.00	0.00	0.00
2023-07-12	99.25	85.00	60.60	25.24	2.54	0.10	0.00	0.00	0.00	0.00

Table 3: Percentage van pixels met overschrijding van drempelwaarden (*continued*)

Datum	T0.1	T0.5	T1	T2	T5	T10	T20	T50	T75	T100
2023-07-13	77.61	53.98	38.42	23.98	6.56	1.17	0.13	0.00	0.00	0.00
2023-07-14	10.08	0.08	0.03	0.01	0.00	0.00	0.00	0.00	0.00	0.00
2023-07-15	96.68	86.34	74.10	50.47	10.14	0.72	0.03	0.00	0.00	0.00
2023-07-16	73.38	19.60	4.13	0.23	0.00	0.00	0.00	0.00	0.00	0.00
2023-07-17	92.81	73.62	54.48	27.76	3.73	0.29	0.00	0.00	0.00	0.00
2023-07-18	13.59	0.56	0.24	0.03	0.00	0.00	0.00	0.00	0.00	0.00
2023-07-19	87.29	58.26	35.75	15.14	2.23	0.01	0.00	0.00	0.00	0.00
2023-07-20	52.30	20.44	10.71	3.98	0.35	0.02	0.00	0.00	0.00	0.00
2023-07-21	86.85	64.15	44.40	21.64	3.87	0.24	0.00	0.00	0.00	0.00
2023-07-22	100.00	86.86	50.23	22.62	2.95	0.25	0.00	0.00	0.00	0.00
2023-07-23	100.00	69.11	40.08	13.20	4.39	1.65	0.00	0.00	0.00	0.00
2023-07-24	86.46	70.09	57.94	41.44	19.43	5.36	0.52	0.00	0.00	0.00
2023-07-25	47.54	18.04	7.81	2.37	0.15	0.00	0.00	0.00	0.00	0.00
2023-07-26	99.17	94.49	84.53	48.51	7.25	0.82	0.03	0.00	0.00	0.00
2023-07-27	100.00	100.00	99.86	89.61	24.31	2.54	0.02	0.00	0.00	0.00
2023-07-28	33.56	14.43	8.15	3.49	0.92	0.16	0.00	0.00	0.00	0.00
2023-07-29	90.79	68.43	54.15	36.45	11.77	1.97	0.01	0.00	0.00	0.00
2023-07-30	100.00	98.75	94.59	74.61	25.86	2.01	0.01	0.00	0.00	0.00
2023-07-31	100.00	100.00	99.99	97.39	49.82	8.89	2.11	0.00	0.00	0.00
2023-08-01	97.82	80.83	66.25	41.70	9.60	1.41	0.09	0.00	0.00	0.00
2023-08-02	100.00	100.00	99.95	94.71	43.51	11.32	2.42	0.00	0.00	0.00
2023-08-03	99.73	92.18	79.01	57.80	18.28	3.15	0.25	0.00	0.00	0.00
2023-08-04	88.89	53.70	34.19	15.72	2.02	0.09	0.00	0.00	0.00	0.00
2023-08-05	100.00	99.17	89.19	57.39	11.00	0.68	0.00	0.00	0.00	0.00
2023-08-06	94.24	88.68	85.18	78.19	49.27	15.60	1.23	0.03	0.00	0.00
2023-08-07	86.01	64.69	46.91	29.65	8.31	1.25	0.00	0.00	0.00	0.00
2023-08-08	96.84	78.92	59.74	37.77	9.60	1.58	0.02	0.00	0.00	0.00
2023-08-09	13.75	9.57	7.30	4.23	1.40	0.03	0.00	0.00	0.00	0.00
2023-08-10	0.00	0.00	0.00	0.00	0.00	0.00	0.00	0.00	0.00	0.00
2023-08-11	30.74	28.11	25.13	21.11	13.78	7.69	1.48	0.00	0.00	0.00
2023-08-12	75.16	60.71	54.60	47.37	22.93	4.08	0.00	0.00	0.00	0.00
2023-08-13	44.16	16.13	8.35	3.68	0.60	0.00	0.00	0.00	0.00	0.00
2023-08-14	9.73	0.48	0.00	0.00	0.00	0.00	0.00	0.00	0.00	0.00
2023-08-15	29.34	11.27	7.44	4.25	1.30	0.11	0.00	0.00	0.00	0.00
2023-08-16	8.89	4.46	3.15	2.31	1.06	0.01	0.00	0.00	0.00	0.00
2023-08-17	4.28	1.27	0.37	0.04	0.00	0.00	0.00	0.00	0.00	0.00
2023-08-18	0.00	0.00	0.00	0.00	0.00	0.00	0.00	0.00	0.00	0.00
2023-08-19	46.04	7.19	1.34	0.18	0.00	0.00	0.00	0.00	0.00	0.00
2023-08-20	0.00	0.00	0.00	0.00	0.00	0.00	0.00	0.00	0.00	0.00
2023-08-21	0.00	0.00	0.00	0.00	0.00	0.00	0.00	0.00	0.00	0.00
2023-08-22	0.00	0.00	0.00	0.00	0.00	0.00	0.00	0.00	0.00	0.00
2023-08-23	0.00	0.00	0.00	0.00	0.00	0.00	0.00	0.00	0.00	0.00
2023-08-24	99.31	66.53	47.31	27.93	4.89	0.01	0.00	0.00	0.00	0.00
2023-08-25	70.99	63.06	56.90	47.43	26.62	11.29	2.14	0.00	0.00	0.00
2023-08-26	90.53	72.83	59.05	36.68	9.38	1.15	0.00	0.00	0.00	0.00
2023-08-27	99.60	97.57	88.70	57.53	13.77	1.56	0.03	0.00	0.00	0.00
2023-08-28	55.67	31.96	19.04	8.94	1.94	0.50	0.07	0.00	0.00	0.00
2023-08-29	28.36	8.12	3.25	1.07	0.06	0.00	0.00	0.00	0.00	0.00

Table 3: Percentage van pixels met overschrijding van drempelwaarden (*continued*)

Datum	T0.1	T0.5	T1	T2	T5	T10	T20	T50	T75	T100
2023-08-30	100.00	99.88	95.02	74.52	16.16	0.54	0.00	0.00	0.00	0.00
2023-08-31	91.35	73.44	52.76	24.40	2.58	0.21	0.00	0.00	0.00	0.00
2023-09-01	76.24	62.85	51.27	37.88	17.05	2.46	0.15	0.00	0.00	0.00
2023-09-02	15.69	8.56	5.55	3.28	0.84	0.06	0.00	0.00	0.00	0.00
2023-09-03	0.00	0.00	0.00	0.00	0.00	0.00	0.00	0.00	0.00	0.00
2023-09-04	0.00	0.00	0.00	0.00	0.00	0.00	0.00	0.00	0.00	0.00
2023-09-05	0.00	0.00	0.00	0.00	0.00	0.00	0.00	0.00	0.00	0.00
2023-09-06	0.00	0.00	0.00	0.00	0.00	0.00	0.00	0.00	0.00	0.00
2023-09-07	0.00	0.00	0.00	0.00	0.00	0.00	0.00	0.00	0.00	0.00
2023-09-08	0.00	0.00	0.00	0.00	0.00	0.00	0.00	0.00	0.00	0.00
2023-09-09	0.00	0.00	0.00	0.00	0.00	0.00	0.00	0.00	0.00	0.00
2023-09-10	0.00	0.00	0.00	0.00	0.00	0.00	0.00	0.00	0.00	0.00
2023-09-11	99.94	81.04	49.50	21.65	5.00	1.51	0.21	0.00	0.00	0.00
2023-09-12	89.54	71.94	59.50	44.23	21.19	6.97	1.73	0.07	0.00	0.00
2023-09-13	82.75	70.38	61.20	49.46	28.66	8.86	0.79	0.00	0.00	0.00
2023-09-14	0.00	0.00	0.00	0.00	0.00	0.00	0.00	0.00	0.00	0.00
2023-09-15	0.00	0.00	0.00	0.00	0.00	0.00	0.00	0.00	0.00	0.00
2023-09-16	56.94	33.53	21.58	12.98	4.10	0.68	0.07	0.00	0.00	0.00
2023-09-17	97.15	84.40	70.36	56.18	15.65	1.43	0.09	0.00	0.00	0.00
2023-09-18	100.00	99.79	99.00	93.38	33.55	2.32	0.02	0.00	0.00	0.00
2023-09-19	87.71	58.19	30.85	14.01	0.69	0.00	0.00	0.00	0.00	0.00
2023-09-20	0.96	0.00	0.00	0.00	0.00	0.00	0.00	0.00	0.00	0.00
2023-09-21	100.00	100.00	100.00	69.48	9.30	0.35	0.00	0.00	0.00	0.00
2023-09-22	99.71	90.84	76.51	49.48	8.67	0.39	0.00	0.00	0.00	0.00
2023-09-23	94.23	76.85	56.96	31.56	4.20	0.67	0.01	0.00	0.00	0.00
2023-09-24	0.06	0.00	0.00	0.00	0.00	0.00	0.00	0.00	0.00	0.00
2023-09-25	0.80	0.05	0.00	0.00	0.00	0.00	0.00	0.00	0.00	0.00
2023-09-26	0.00	0.00	0.00	0.00	0.00	0.00	0.00	0.00	0.00	0.00
2023-09-27	0.00	0.00	0.00	0.00	0.00	0.00	0.00	0.00	0.00	0.00
2023-09-28	0.13	0.00	0.00	0.00	0.00	0.00	0.00	0.00	0.00	0.00
2023-09-29	96.66	77.11	55.83	30.39	4.56	0.09	0.00	0.00	0.00	0.00
2023-09-30	18.20	0.03	0.00	0.00	0.00	0.00	0.00	0.00	0.00	0.00
2023-10-01	6.70	0.05	0.00	0.00	0.00	0.00	0.00	0.00	0.00	0.00
2023-10-02	11.73	6.37	4.08	1.56	0.01	0.00	0.00	0.00	0.00	0.00
2023-10-03	99.95	88.37	59.99	20.82	0.70	0.08	0.00	0.00	0.00	0.00
2023-10-04	17.80	1.32	0.13	0.00	0.00	0.00	0.00	0.00	0.00	0.00
2023-10-05	25.82	15.71	10.31	4.36	0.97	0.23	0.06	0.00	0.00	0.00
2023-10-06	32.61	5.69	0.49	0.00	0.00	0.00	0.00	0.00	0.00	0.00
2023-10-07	12.24	0.13	0.00	0.00	0.00	0.00	0.00	0.00	0.00	0.00
2023-10-08	33.07	0.70	0.00	0.00	0.00	0.00	0.00	0.00	0.00	0.00
2023-10-09	41.56	17.01	8.31	3.66	0.13	0.00	0.00	0.00	0.00	0.00
2023-10-10	0.00	0.00	0.00	0.00	0.00	0.00	0.00	0.00	0.00	0.00
2023-10-11	90.65	70.51	41.61	26.82	5.96	1.47	0.01	0.00	0.00	0.00
2023-10-12	97.25	87.15	74.92	52.68	30.99	12.07	0.32	0.00	0.00	0.00
2023-10-13	100.00	100.00	98.65	94.62	39.25	11.68	0.18	0.00	0.00	0.00
2023-10-14	99.42	83.20	57.57	27.30	15.52	0.79	0.00	0.00	0.00	0.00
2023-10-15	100.00	97.29	80.39	29.95	0.42	0.00	0.00	0.00	0.00	0.00
2023-10-16	46.03	24.66	11.68	2.72	0.00	0.00	0.00	0.00	0.00	0.00

Table 3: Percentage van pixels met overschrijding van drempelwaarden (*continued*)

Datum	T0.1	T0.5	T1	T2	T5	T10	T20	T50	T75	T100
2023-10-17	0.00	0.00	0.00	0.00	0.00	0.00	0.00	0.00	0.00	0.00
2023-10-18	100.00	100.00	100.00	99.73	37.41	1.32	0.00	0.00	0.00	0.00
2023-10-19	100.00	84.03	48.47	28.71	5.20	0.65	0.00	0.00	0.00	0.00
2023-10-20	100.00	100.00	100.00	99.72	28.64	0.97	0.00	0.00	0.00	0.00
2023-10-21	94.50	66.05	45.85	17.62	0.00	0.00	0.00	0.00	0.00	0.00
2023-10-22	99.29	86.20	67.93	37.72	8.93	2.15	0.00	0.00	0.00	0.00
2023-10-23	100.00	97.12	83.14	42.08	0.40	0.00	0.00	0.00	0.00	0.00
2023-10-24	99.96	86.29	69.28	18.66	0.09	0.00	0.00	0.00	0.00	0.00
2023-10-25	99.57	97.41	86.71	55.65	4.83	0.01	0.00	0.00	0.00	0.00
2023-10-26	46.79	13.27	4.20	0.58	0.02	0.00	0.00	0.00	0.00	0.00
2023-10-27	99.96	93.95	78.35	48.70	2.33	0.02	0.00	0.00	0.00	0.00
2023-10-28	100.00	100.00	94.40	47.63	0.35	0.02	0.00	0.00	0.00	0.00
2023-10-29	100.00	98.67	88.51	51.10	5.84	0.33	0.00	0.00	0.00	0.00
2023-10-30	100.00	99.72	94.31	72.73	7.17	0.00	0.00	0.00	0.00	0.00
2023-10-31	100.00	95.30	87.16	70.51	21.58	1.00	0.01	0.00	0.00	0.00
2023-11-01	99.45	54.50	25.91	8.33	0.19	0.01	0.00	0.00	0.00	0.00
2023-11-02	100.00	96.92	81.75	39.61	3.34	0.00	0.00	0.00	0.00	0.00
2023-11-03	94.98	81.71	67.44	43.35	7.25	0.10	0.00	0.00	0.00	0.00
2023-11-04	100.00	99.76	86.16	49.33	11.79	0.29	0.00	0.00	0.00	0.00
2023-11-05	100.00	98.40	84.96	45.69	3.46	0.00	0.00	0.00	0.00	0.00
2023-11-06	85.62	61.43	40.49	24.38	3.83	0.07	0.00	0.00	0.00	0.00
2023-11-07	91.84	75.16	58.83	32.09	3.80	0.00	0.00	0.00	0.00	0.00
2023-11-08	100.00	97.88	92.87	80.82	33.55	0.02	0.00	0.00	0.00	0.00
2023-11-09	100.00	100.00	97.53	69.92	6.70	0.00	0.00	0.00	0.00	0.00
2023-11-10	100.00	94.24	78.27	53.36	6.07	0.00	0.00	0.00	0.00	0.00
2023-11-11	96.44	75.05	54.62	20.44	0.40	0.00	0.00	0.00	0.00	0.00
2023-11-12	22.03	4.24	1.04	0.10	0.00	0.00	0.00	0.00	0.00	0.00
2023-11-13	100.00	100.00	97.36	66.42	9.04	2.84	0.45	0.00	0.00	0.00
2023-11-14	99.93	97.00	90.23	67.47	6.60	0.12	0.00	0.00	0.00	0.00
2023-11-15	95.86	85.06	70.80	49.04	4.24	0.00	0.00	0.00	0.00	0.00
2023-11-16	41.25	25.61	19.48	11.16	0.50	0.00	0.00	0.00	0.00	0.00
2023-11-17	35.84	15.36	5.55	0.92	0.01	0.00	0.00	0.00	0.00	0.00
2023-11-18	100.00	100.00	99.96	87.45	11.23	0.00	0.00	0.00	0.00	0.00
2023-11-19	100.00	96.72	80.55	45.79	9.92	0.96	0.00	0.00	0.00	0.00
2023-11-20	89.97	77.50	65.01	44.32	11.02	1.57	0.00	0.00	0.00	0.00
2023-11-21	42.50	10.41	3.87	0.90	0.36	0.16	0.03	0.00	0.00	0.00
2023-11-22	90.82	3.98	0.00	0.00	0.00	0.00	0.00	0.00	0.00	0.00
2023-11-23	93.67	57.83	32.13	8.09	0.16	0.00	0.00	0.00	0.00	0.00
2023-11-24	100.00	99.66	77.86	11.21	0.10	0.00	0.00	0.00	0.00	0.00
2023-11-25	99.99	88.36	37.95	4.72	0.09	0.00	0.00	0.00	0.00	0.00
2023-11-26	100.00	69.02	20.32	3.20	0.00	0.00	0.00	0.00	0.00	0.00
2023-11-27	100.00	100.00	99.19	71.38	6.64	0.04	0.00	0.00	0.00	0.00
2023-11-28	89.14	77.60	60.09	23.95	1.09	0.01	0.00	0.00	0.00	0.00
2023-11-29	100.00	95.04	74.46	36.34	1.00	0.00	0.00	0.00	0.00	0.00
2023-11-30	24.46	6.44	2.29	0.34	0.00	0.00	0.00	0.00	0.00	0.00
2023-12-01	4.67	0.98	0.20	0.07	0.00	0.00	0.00	0.00	0.00	0.00
2023-12-02	35.04	11.35	4.06	1.24	0.00	0.00	0.00	0.00	0.00	0.00
2023-12-03	97.31	33.72	10.75	3.57	0.12	0.00	0.00	0.00	0.00	0.00

Table 3: Percentage van pixels met overschrijding van drempelwaarden (*continued*)

Datum	T0.1	T0.5	T1	T2	T5	T10	T20	T50	T75	T100
2023-12-04	100.00	91.69	67.58	18.06	0.05	0.00	0.00	0.00	0.00	0.00
2023-12-05	89.36	51.18	24.93	7.20	0.32	0.02	0.00	0.00	0.00	0.00
2023-12-06	90.81	54.48	13.68	1.66	0.21	0.04	0.00	0.00	0.00	0.00
2023-12-07	80.46	28.85	8.61	0.00	0.00	0.00	0.00	0.00	0.00	0.00
2023-12-08	100.00	52.02	14.59	0.40	0.00	0.00	0.00	0.00	0.00	0.00
2023-12-09	100.00	100.00	99.92	87.46	12.51	0.07	0.00	0.00	0.00	0.00
2023-12-10	100.00	99.57	86.99	51.07	0.49	0.00	0.00	0.00	0.00	0.00
2023-12-11	99.74	93.10	76.92	37.07	4.51	0.27	0.00	0.00	0.00	0.00
2023-12-12	100.00	99.23	93.88	65.07	5.89	0.00	0.00	0.00	0.00	0.00
2023-12-13	91.57	62.49	36.56	17.39	3.18	0.07	0.00	0.00	0.00	0.00
2023-12-14	32.29	7.96	1.49	0.01	0.00	0.00	0.00	0.00	0.00	0.00
2023-12-15	38.50	8.68	1.66	0.02	0.00	0.00	0.00	0.00	0.00	0.00
2023-12-16	0.00	0.00	0.00	0.00	0.00	0.00	0.00	0.00	0.00	0.00
2023-12-17	0.00	0.00	0.00	0.00	0.00	0.00	0.00	0.00	0.00	0.00
2023-12-18	1.77	0.00	0.00	0.00	0.00	0.00	0.00	0.00	0.00	0.00
2023-12-19	100.00	100.00	100.00	85.85	6.08	0.28	0.00	0.00	0.00	0.00
2023-12-20	99.90	76.96	47.35	25.98	0.35	0.03	0.00	0.00	0.00	0.00
2023-12-21	99.86	98.64	93.63	66.07	12.59	0.00	0.00	0.00	0.00	0.00
2023-12-22	99.69	91.33	78.91	44.60	2.74	0.00	0.00	0.00	0.00	0.00
2023-12-23	92.26	80.20	67.78	35.08	0.43	0.00	0.00	0.00	0.00	0.00
2023-12-24	100.00	100.00	99.27	93.66	42.68	10.51	0.00	0.00	0.00	0.00
2023-12-25	100.00	100.00	98.13	71.89	17.27	0.00	0.00	0.00	0.00	0.00
2023-12-26	99.17	95.47	86.88	51.13	2.86	0.00	0.00	0.00	0.00	0.00
2023-12-27	100.00	97.00	58.59	8.40	0.00	0.00	0.00	0.00	0.00	0.00
2023-12-28	64.82	33.94	18.09	2.74	0.00	0.00	0.00	0.00	0.00	0.00
2023-12-29	100.00	96.04	83.28	57.89	11.58	0.06	0.00	0.00	0.00	0.00
2023-12-30	9.53	1.08	0.33	0.14	0.00	0.00	0.00	0.00	0.00	0.00
2023-12-31	99.72	82.16	50.07	9.31	0.07	0.00	0.00	0.00	0.00	0.00

6 Conclusie

2023 was een extreem nat jaar, hetgeen vooral blijkt uit de hoge jaarsom (gemiddeld 1149 mm) en Figuur 1. Het aantal extreem hoge dagsommen is afgenomen ten opzichte van eerdere jaren. De hoogste dagsom en de enige inplausibele waarde die nu voorkomt is 295 mm/d, terwijl dat voorheen hoger was dan 1000 mm/d. Er komen in heel 2023 nog 105 uren voor waarbij waarden missen (-999 in de data download).